

# Student Experience: Scholarships (list and view); Internal Vs.External

Modified on: Mon, 16 Nov, 2020 at 9:54 AM

## Introduction

The Scholarships page allows the student to view all of their existing scholarships that they have matched with in ScholarshipUniverse.

## Related

Student must create an account for ScholarshipUniverse.

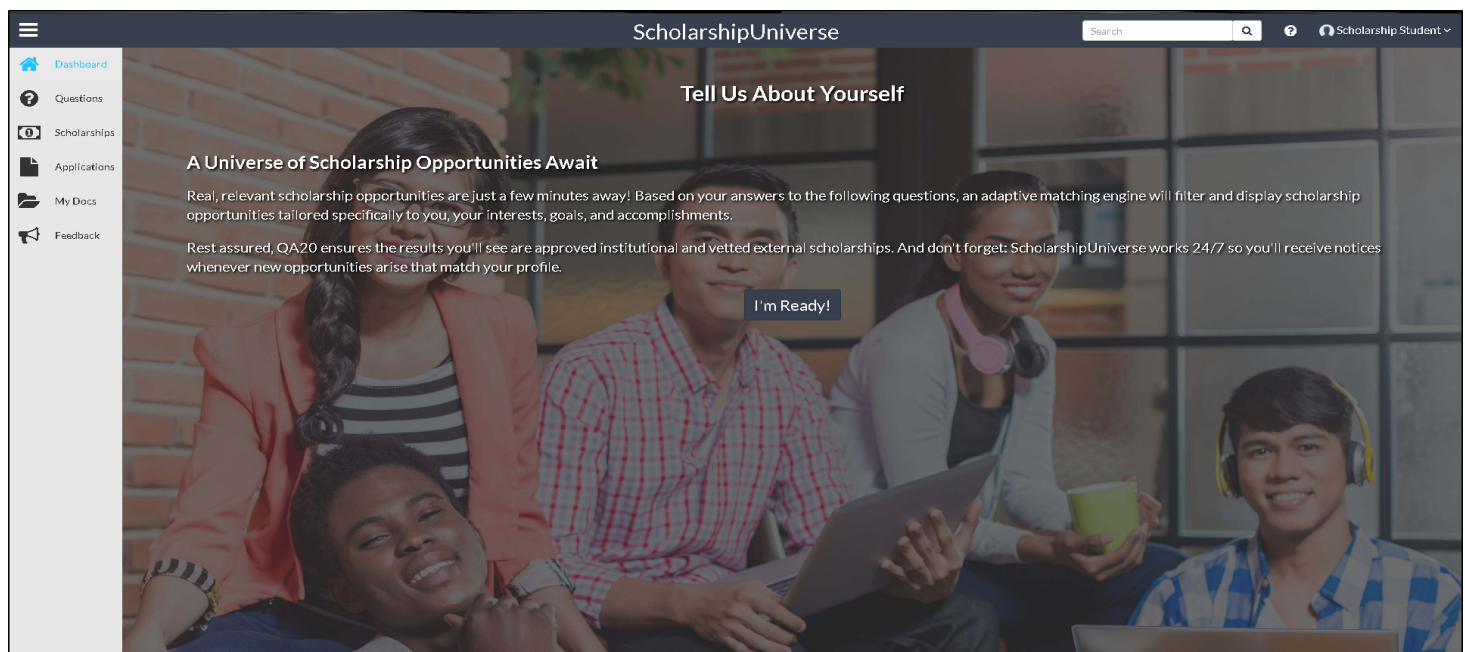
Some default scholarships may appear, but the student should complete the Questions section to match with more scholarships. **Scholarship Experience: Matching Questions**

(<https://campuslogicinc.freshdesk.com/a/solutions/articles/5000863327>).


## Guide


ScholarshipUniverse > Scholarships



- After the student has logged into ScholarshipUniverse, they are on the Dashboard screen.
- To navigate to the Scholarship Screen, the student would select Scholarships from the options on the left of the screen.

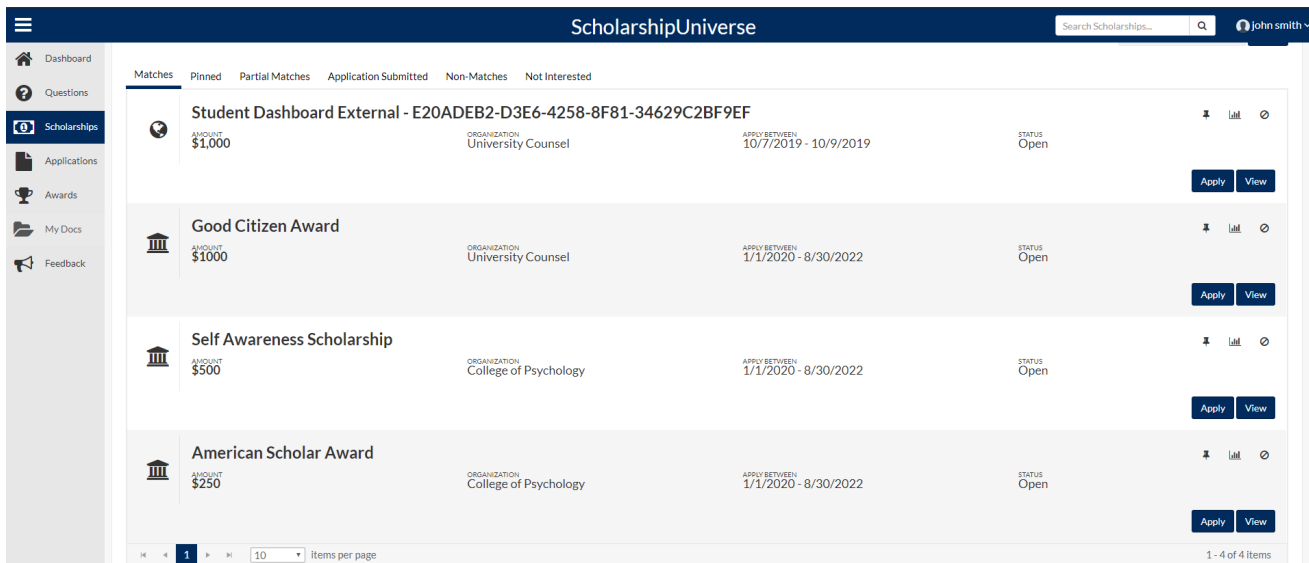


The Scholarship screen has several tabs that the student may view:

- Matches - List of scholarships that the student has met all of the matching requirements
- Pinned - List of scholarships that the student has pinned to their account using the  button on an individual scholarship listed
- Partial Matches - List of scholarships that the student has met at least one requirement, but not all of the matching requirements

- Application Submitted - List of scholarships for which the student has already applied
- Awarded - List of scholarships for which the student has been awarded
- Non-Matches - List of scholarships that the student has been eliminated due to not meeting the matching requirements
- Not Interested - List of scholarships that the student has marked as not being interested in applying by using the  button

The student may see two different types of scholarships. Internal (Institutional/School) scholarships are indicated with the  . External Scholarships are indicated with the 





The screenshot shows the ScholarshipUniverse interface. The top navigation bar includes the logo, a search bar, and the user name 'John Smith'. The left sidebar contains navigation options: Dashboard, Questions, Scholarships (selected), Applications, Awards, My Docs, and Feedback. The main content area is titled 'Matches' and displays a list of four scholarships:

Scholarship Name	Amount	Organization	Apply Between	Status	Actions
Student Dashboard External - E20ADEB2-D3E6-4258-8F81-34629C2BF9EF	\$1000	University Counsel	10/7/2019 - 10/9/2019	Open	Apply, View, Pin, Uninterested
Good Citizen Award	\$1000	University Counsel	1/1/2020 - 8/30/2022	Open	Apply, View, Pin, Uninterested
Self Awareness Scholarship	\$500	College of Psychology	1/1/2020 - 8/30/2022	Open	Apply, View, Pin, Uninterested
American Scholar Award	\$250	College of Psychology	1/1/2020 - 8/30/2022	Open	Apply, View, Pin, Uninterested

At the bottom of the list, there is a pagination control showing '1 - 4 of 4 items' and a dropdown for 'Items per page' set to '10'.

## Matches Tab

The Matches tab contains the scholarships for which the student has matched all of the matching requirements. This view allows the student to apply, view, pin and indicated they are not interested in applying for the scholarship.

- To pin a scholarship to the student's account, the student selects the  button.
- To mark a scholarship as not interested in applying, the student selects the **Not Interested** button .
- To view the statistics of the scholarship, the student selects the **Statistics** Icon.
  - **Applications Submitted:** A running count on how many students have applied to this scholarship.
  - **Application Difficulty:** Rates how difficult the application is to complete.
  - **Matches:** Displays the number of students that matched with this scholarship.
  - **Partial Matches:** Displays the number of students that partially matched with this scholarship.
  - **Pinned:** Displays the number of students that have Pinned this scholarship.
  - **Uninterested:** Displays the number of students that have tagged this scholarship as Uninterested.

### Scholarship Statistics

Applications Submitted: **10**

Application Difficulty: **N/A**


Matches: **9**

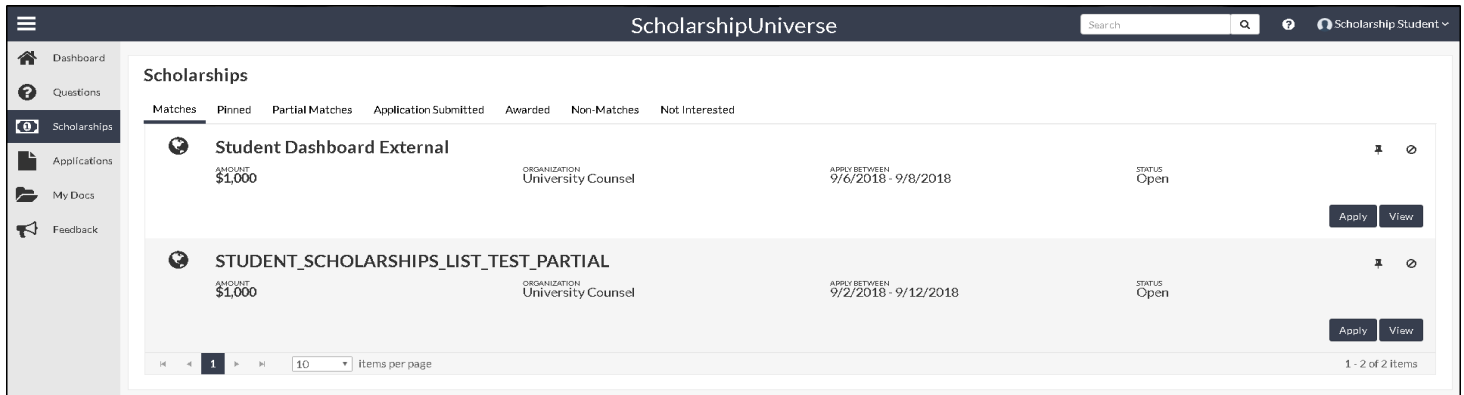
Partial Matches: **0**

Pinned: **0**

Uninterested: **0**

## Applying For a Scholarship


- To apply for a scholarship, the student selects the **Apply**  button to open the scholarship application
  - Once a student starts applying for a scholarship, the apply button changes to a **Continue Application** if the student exits the application
- Once the student starts or completes an application, the application appears in the Applications screen. Please review **Student Experience: Applications** (<https://campuslogicinc.freshdesk.com/support/solutions/articles/5000788477-student-experience-applications>) for more information.

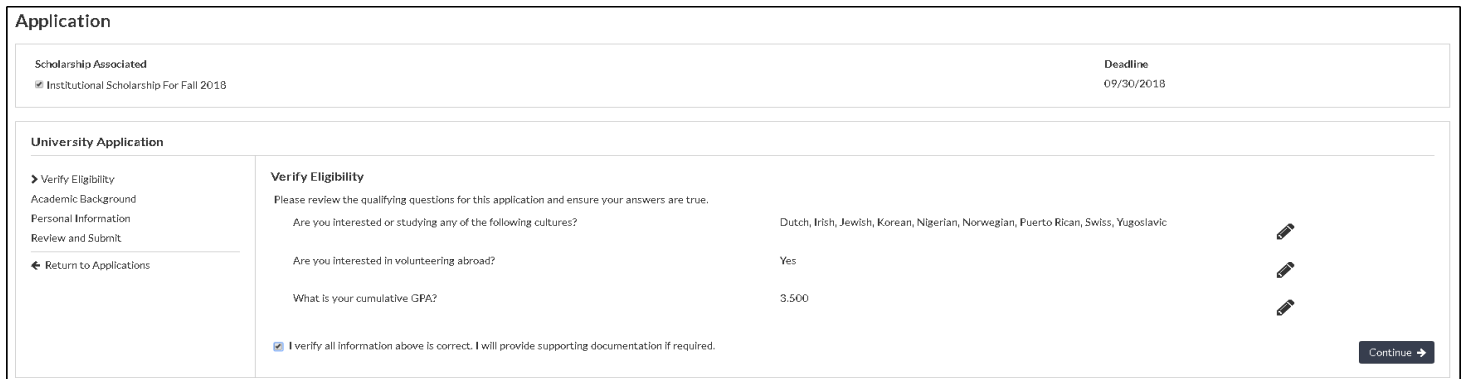


The screenshot shows the 'Scholarship Universe' dashboard. The main content area displays a list of scholarships under the 'Matches' tab. Two scholarships are visible:

Match	Pinned	Partial Matches	Application Submitted	Awarded	Non-Matches	Not Interested
Student Dashboard External AMOUNT: \$1,000 ORGANIZATION: University Counsel APPLY BETWEEN: 9/6/2018 - 9/8/2018 STATUS: Open						
STUDENT_SCHOLARSHIPS_LIST_TEST_PARTIAL AMOUNT: \$1,000 ORGANIZATION: University Counsel APPLY BETWEEN: 9/2/2018 - 9/12/2018 STATUS: Open						

Each scholarship entry has 'Apply' and 'View' buttons. The page shows 1-2 of 2 items.

- The student selects the **Apply**  button to begin the application process for a scholarship




The screenshot shows the 'Application' form. It includes the following sections:

- Scholarship Associated:** Institutional Scholarship For Fall 2018
- Deadline:** 09/30/2018
- University Application:**
  - Verify Eligibility:**
    - Academic Background
    - Personal Information
    - Review and Submit
    - Return to Applications
  - Verify Eligibility:**

Please review the qualifying questions for this application and ensure your answers are true.

    - Are you interested or studying any of the following cultures? Dutch, Irish, Jewish, Korean, Nigerian, Norwegian, Puerto Rican, Swiss, Yugoslavic
    - Are you interested in volunteering abroad? Yes
    - What is your cumulative GPA? 3.500
- I verify all information above is correct. I will provide supporting documentation if required.
- Continue** button

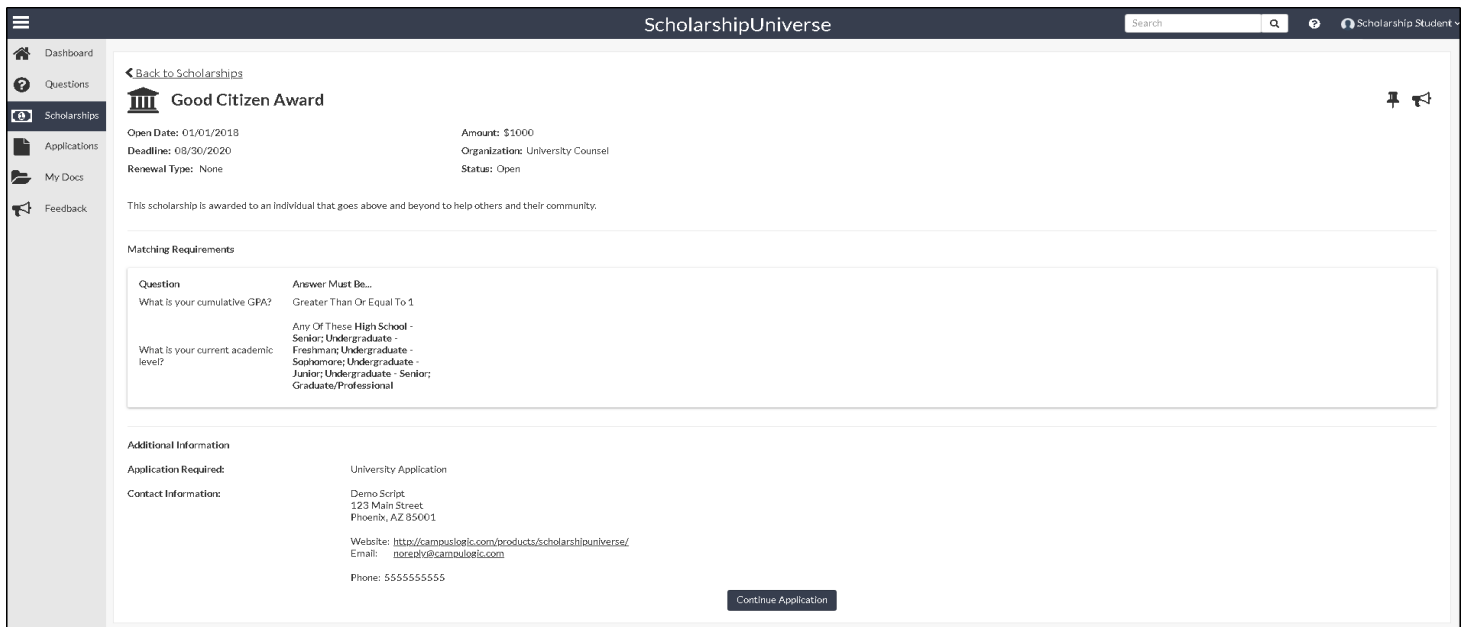
- The student should review and verify their eligibility for the scholarship
- If the student needs to edit any of the information they may select the **Edit**  button.
- If the student has verified the information is correct and agrees to provide any required documentation, they may check the **I Verify** box
- The student clicks **Continue**
- The student must complete all sections of the application
- Once all sections of the application have been completed, the student may click the **Submit** button to submit the application
- If the student leaves the application prior to submitting, they may return to the application later from the Applications screen or from the Scholarships screen

## Viewing a Scholarship

- The student selects the **View**



button to view information about the scholarship



The screenshot shows the 'View' screen for a scholarship titled 'Good Citizen Award'. The page includes a navigation sidebar on the left with options like Dashboard, Questions, Scholarships, Applications, My Docs, and Feedback. The main content area displays the following information:

- Back to Scholarships** (link)
- Good Citizen Award** (title)
- Open Date:** 01/01/2018 | **Amount:** \$1000
- Deadline:** 08/30/2020 | **Organization:** University Counsel
- Renewal Type:** None | **Status:** Open
- Description: This scholarship is awarded to an individual that goes above and beyond to help others and their community.
- Matching Requirements:**

Question	Answer Must Be...
What is your cumulative GPA?	Greater Than Or Equal To 1
What is your current academic level?	Any Of These High School - Senior; Undergraduate - Freshman; Undergraduate - Sophomore; Undergraduate - Junior; Undergraduate - Senior; Graduate/Professional
- Additional Information:**
  - Application Required:** University Application
  - Contact Information:** Demo Script, 123 Main Street, Phoenix, AZ 85001
  - Website:** <https://campuslogic.com/products/scholarshipuniverse/>
  - Email:** [moreiv@campuslogic.com](mailto:moreiv@campuslogic.com)
  - Phone:** 5555555555
- Continue Application** (button)

The View screen allows the student to review information about the scholarship including the scholarship open date, deadline, amount, if the scholarship renews, organization providing the scholarship, and the status of the scholarship.

- The **Pin** button



allows the student to pin the scholarship to their account and places the scholarship on the pinned tab

- The **Leave Feedback** button



allows the student to leave feedback regarding the scholarship process in ScholarshipUniverse





- Matching Requirements - Allows the student to view the requirements for the scholarship matching in ScholarshipUniverse
- Additional Information - Allows the student to view the application required for the scholarship and contact information for the scholarship
- Apply/Continue Application buttons - Allows the student to apply for the scholarship or continue with an application that was previously started

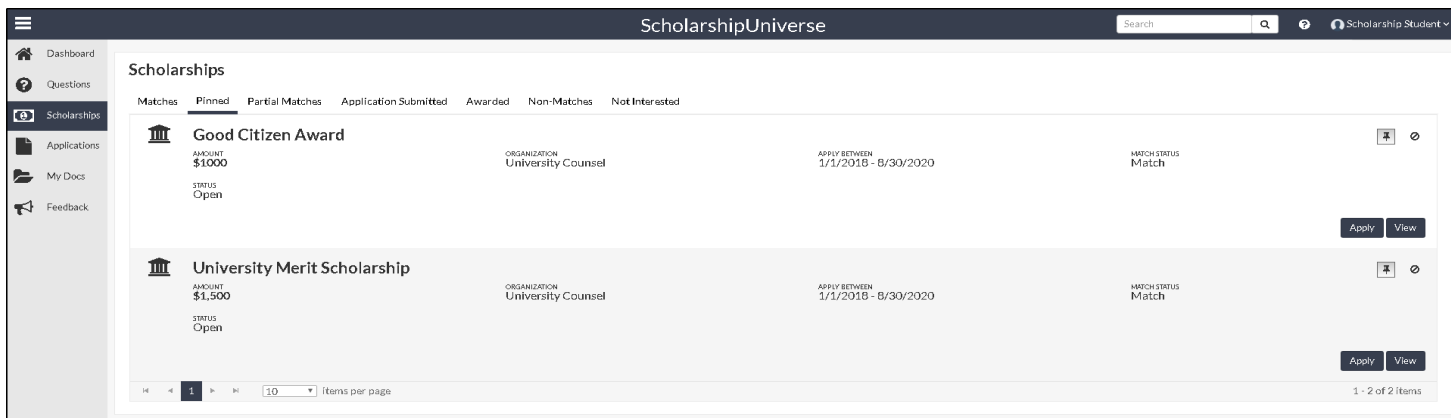
## Pinned Tab

The pinned tab contains the scholarships that the student has selected to pin to their account using the



button.

- To remove a pinned scholarship, the student selects the  button
- To mark a scholarship as not interested in applying, the student selects the **Not Interested** button 
- To apply for a scholarship, the student selects the **Apply**  button to open the scholarship application
- For more information on the Applications process please review **Student Experience: Applications** (<https://campuslogicinc.freshdesk.com/support/solutions/articles/5000788477-student-experience-applications>)
- The **View** button  opens the view scholarship screen with more information about the scholarship. For more on the View button please review above under matches.



The screenshot displays the ScholarshipUniverse interface. The top navigation bar includes a search bar and a user profile dropdown for 'Scholarship Student'. The main content area is titled 'Scholarships' and features a tabbed interface with 'Pinned' selected. Two scholarship listings are visible:

Scholarship Name	Amount	Organization	Apply Between	Match Status	Actions
Good Citizen Award	\$1,000	University Counsel	1/1/2018 - 8/30/2020	Match	Apply, View, Pin, Unpin
University Merit Scholarship	\$1,500	University Counsel	1/1/2018 - 8/30/2020	Match	Apply, View, Pin, Unpin

The interface also includes a sidebar with navigation options like Dashboard, Questions, and Applications, and a footer showing '1 - 2 of 2 items'.

## Partial Matches Tab

Scholarships where the student has answered some but not all of the matching questions may appear on the partial matches tab. Once the student has answered all of the questions to match to scholarships, they appear on either the Matches tab or Non-Matches tab.

- The **Pin** button



allows the student to pin the scholarship to their account and places the scholarship on the pinned tab

- To mark a scholarship as not interested in applying, the student selects the **Not Interested** button



- The **View** button



opens the view scholarship screen with more information about the scholarship

## Application Submitted Tab

The application submitted tab allows the student to view the scholarships for which they have submitted an application.

- The **Pin** button



allows the student to pin the scholarship to their account and places the scholarship on the pinned tab

- The **View Application** button



takes the student to the applications screen to review their application answers and documents uploaded

- The **View** button



opens the view scholarship screen with more information about the scholarship

## Awarded Tab

The Awarded tab allows the student to view the scholarships they have been awarded.

- The **Pin** button

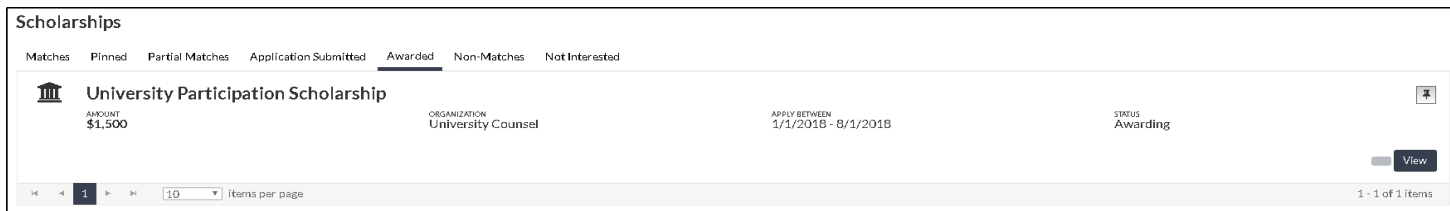


allows the student to pin the scholarship to their account and places the scholarship on the pinned tab

- The **View** button






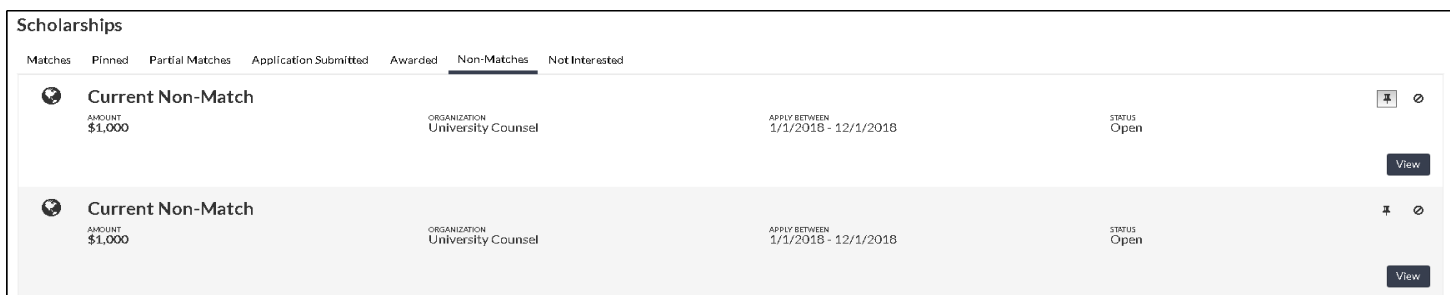
opens the view scholarship screen with more information about the scholarship



### Non-Matches Tab





The Non-Matches tab lists the scholarships for which the student did not meet all criteria to match to the scholarship.

- The **Pin** button  allows the student to pin the scholarship to their account and places the scholarship on the pinned tab
- To mark a scholarship as not interested in applying, the student selects the **Not Interested** button 
- The **View** button  opens the view scholarship screen with more information about the scholarship



### Not Interested Tab

The Not Interested tab lists the scholarships that the student has selected the **Not Interested** button

-  .
- Selecting the **Not Interested** button  again removes the scholarship from the Not Interested tab
- The **Pin** button  allows the student to pin the scholarship to their account and places the scholarship on the pinned tab
- The **View** button  opens the view scholarship screen with more information about the scholarship

### Troubleshooting and FAQs

**Scholarship Experience: Matching Questions** (<https://campuslogicinc.freshdesk.com/a/solutions/articles/5000863327>),